


PHOENIX LAMPS LIMITED

Regd. Office: 59-A, NSEZ, Noida Phase-II, Distt. Gautam Budh Nagar (U.P.) - 201 305
 CIN- L31500UP1991PLC012944, Telephone- (+91 120) 4012222, Telefax: (+91 120) 2562943, E-mail: phoenix@phoenixlamps.co.in
 Statement of Standalone and Consolidated Unaudited results for the Quarter and Half Year ended 30th September 2015

(Rs. in lacs)

Sl. No.	PARTICULARS	Standalone						Consolidated		
		Three Months			Half Year		Year Ended	Half Year		Year Ended
		Ended 30.09.2015	Ended 30.06.2015	Ended 30.09.2014	Ended 30.09.2015	Ended 30.09.2014	Ended 31.03.2015	Ended 30.09.2015	Ended 30.09.2014	Ended 31.03.2015
	(Unaudited)	(Unaudited)	(Unaudited)	(Unaudited)	(Unaudited)	(Audited)	(Unaudited)	(Unaudited)	(Audited)	
1	Income from Operations									
	Gross Sales	5,787.67	5,420.55	6,818.32	11,208.22	12,827.95	26,137.21	16,585.36	19,069.50	38,240.55
	Less: Excise Duty	(478.20)	(423.67)	(455.24)	(901.87)	(853.45)	(1,726.90)	(901.87)	(853.45)	(1,726.90)
	Net Sales	5,309.47	4,996.88	6,363.08	10,306.35	11,974.50	24,410.31	15,683.49	18,216.05	36,513.65
	(b) Other Operating Income	-	-	-	-	-	-	-	-	-
	Total Income from Operations(net)	5,309.47	4,996.88	6,363.08	10,306.35	11,974.50	24,410.31	15,683.49	18,216.05	36,513.65
2	Expenses									
	(a) Cost of materials consumed	2,991.16	2,666.98	3,894.88	5,658.14	6,592.69	13,145.77	5,878.79	6,857.10	13,773.50
	(b) Purchases of stock-in-trade	12.28	21.41	27.00	33.69	33.36	72.69	3,177.88	2,929.21	6,522.48
	(c) Changes in inventories of finished goods, work-in-progress and stock-in-trade	211.72	22.57	(589.55)	234.29	(132.00)	236.20	355.40	624.05	515.05
	(d) Employee benefits expense	792.59	815.08	883.10	1,607.67	1,717.31	3,405.74	2,362.40	2,530.97	5,308.15
	(e) Depreciation and amortisation expense	115.88	238.15	199.01	354.03	341.78	628.79	616.48	636.44	1,191.87
	(f) Provision for doubtful debts/advances/ (Reversal) of provision (net of write off)	(0.79)	72.50	1.13	71.71	0.81	1.54	95.12	3.18	10.36
	(g) Foreign exchange variation (gain) / loss	(126.54)	(200.33)	111.71	(326.87)	139.42	497.23	(344.91)	123.35	518.93
	(h) Provision for obsolete inventories / (Reversal) of provision	-	(8.19)	-	(8.19)	-	(129.23)	102.73	-	(129.23)
	(i) Other expenses	650.55	751.82	642.71	1,402.37	1,241.82	2,558.94	2,230.13	2,770.76	5,336.26
	Total	4,646.85	4,379.99	5,169.99	9,026.84	9,935.19	20,417.67	14,474.02	16,475.06	33,047.37
3	Profit from operations before other income, finance costs, exceptional item and tax (1-2)	662.62	616.89	1,193.09	1,279.51	2,039.31	3,992.64	1,209.47	1,740.99	3,466.28
4	Other Income	2.28	7.27	6.11	9.55	38.63	61.90	23.37	52.18	101.11
5	Profit from ordinary activities before finance costs, exceptional item and tax (3 + 4)	664.90	624.16	1,199.20	1,289.06	2,077.94	4,054.54	1,232.84	1,793.17	3,567.39
6	Finance costs	80.84	121.91	116.24	202.75	187.52	420.18	302.14	259.69	610.51
7	Profit from ordinary activities after finance costs but before exceptional item and tax (5 - 6)	584.06	502.25	1,082.96	1,086.31	1,890.42	3,634.36	930.70	1,533.48	2,956.88
8	Exceptional item	-	-	-	-	-	-	-	-	-
9	Profit before tax (7 + 8)	584.06	502.25	1,082.96	1,086.31	1,890.42	3,634.36	930.70	1,533.48	2,956.88
10	Tax charge/ (credit) (Net)	201.93	173.98	285.62	375.91	441.01	886.59	440.10	471.27	999.63
11	Net Profit after tax (9 - 10)	382.13	328.27	797.34	710.40	1,449.41	2,747.77	490.60	1,062.21	1,957.25
12	Extraordinary item	-	-	-	-	-	-	-	-	-
13	Net Profit for the period / year (11 - 12)	382.13	328.27	797.34	710.40	1,449.41	2,747.77	490.60	1,062.21	1,957.25
14	Paid-up equity share capital (Face Value Rs. 10 each/share)	2,801.93	2,801.93	2,801.93	2,801.93	2,801.93	2,801.93	2,801.93	2,801.93	2,801.93
15	Reserves excluding Revaluation Reserve	-	-	-	-	-	14,822.20	-	-	8,916.26
16	Earnings per share (of Rs. 10/- each) Basic & diluted	1.36 (not annualized)	1.17 (not annualized)	2.85 (not annualized)	2.53 (not annualized)	5.17 (not annualized)	9.81	1.75 (not annualized)	3.79 (not annualized)	6.99
PART II										
A	Particulars of Shareholding									
1	Public Shareholding									
	-- No. of Shares	13,714,436	13,729,457	8,374,621	13,714,436	8,374,621	10,682,145	13,714,436	8,374,621	10,682,145
	-- Percentage of Shareholding	48.95%	49.00%	29.89%	48.95%	29.89%	38.12%	48.95%	29.89%	38.12%
2	Promoters and Promoter Group Shareholding									
	(a) Pledged/Encumbered									
	- Number of Shares	Nil	Nil	Nil	Nil	Nil	Nil	Nil	Nil	Nil
	- Percentage of Shares (as a % of the total shareholding of promoter and promoter group)	Nil	Nil	Nil	Nil	Nil	Nil	Nil	Nil	Nil
	- Percentage of Shares (as a % of the total shareholding of the total share capital of the company)	Nil	Nil	Nil	Nil	Nil	Nil	Nil	Nil	Nil
	b) Non-encumbered									
	- Number of Shares	14,304,864	14,289,843	19,644,679	14,304,864	19,644,679	17,337,155	14,304,864	19,644,679	17,337,155
	- Percentage of Shares (as a % of the total shareholding of promoter and promoter group)	100%	100%	100%	100%	100%	100%	100%	100%	100%
	- Percentage of Shares (as a % of the total shareholding of the total share capital of the company)	51.05%	51.00%	70.11%	51.05%	70.11%	61.88%	51.05%	70.11%	61.88%
B	Particulars	Three Months ended 30.09.2015								
	INVESTOR COMPLAINTS									
	Pending at the beginning of the quarter	1								
	Received during the quarter	2								
	Disposed off during the quarter	3								
	Remaining unresolved at the end of quarter	NIL								



[Handwritten Signature]

STATEMENT OF ASSETS & LIABILITIES

(Rs. in Lacs)


Particulars	Standalone		Consolidated	
	Period Ended 30.09.2015 (Unaudited)	Year Ended 31.03.2015 (Audited)	Period Ended 30.09.2015 (Unaudited)	Year Ended 31.03.2015 (Audited)
A. EQUITY AND LIABILITIES				
1. Shareholders' Funds				
(a) Share Capital	2,801.93	2,801.93	2,801.93	2,801.93
(b) Reserves and Surplus	15,532.61	14,822.20	9,585.71	8,916.26
Subtotal- Shareholders' Funds	18,334.54	17,624.13	12,387.64	11,718.19
2. Minority interest	-	-	-	-
3. Non - Current Liabilities				
(a) Long- Term Borrowings	-	-	13.87	11.34
(b) Long Term Provisions	467.40	442.75	477.62	452.10
Subtotal- Non Current Liabilities	467.40	442.75	491.49	463.44
4. Current Liabilities				
(a) Short- Term Borrowings	1,805.21	3,526.17	4,148.70	5,596.76
(b) Trade Payables	3,314.15	3,104.15	5,051.52	4,695.88
(c) Other Current Liabilities	688.42	611.92	910.47	912.73
(d) Short Term Provisions	268.71	244.67	503.07	411.01
Subtotal- Current Liabilities	6,076.49	7,486.91	10,613.76	11,616.38
TOTAL - EQUITY AND LIABILITIES	24,878.43	25,553.79	23,492.89	23,798.01
B. ASSETS				
1. Non - Current Assets				
(a) Fixed Assets & Capital work in progress	2,703.76	2,777.76	2,852.59	3,150.64
(b) Goodwill on consolidation	-	-	2,343.74	2,144.13
(c) Deferred tax Assets (net)	276.47	190.05	276.47	190.05
(d) Non Current Investments	7,926.68	7,926.68	-	-
(e) Long- Term Loans and Advances	509.95	963.44	544.50	995.05
(f) Other Non Current Assets	4.34	3.64	4.34	3.64
Subtotal- Non Current Assets	11,421.20	11,861.57	6,021.64	6,483.51
2. Current Assets				
(a) Inventories	4,041.16	4,277.48	7,838.25	7,950.68
(b) Trade Receivables	6,796.79	6,669.53	5,904.60	5,807.08
(c) Cash and Bank Balances	147.44	220.91	1,033.28	734.47
(d) Short- Term Loans and Advances	2,459.13	2,518.20	2,682.41	2,816.17
(e) Other Current Assets	12.71	6.10	12.71	6.10
Subtotal- Current Assets	13,457.23	13,692.22	17,471.25	17,314.50
TOTAL - ASSETS	24,878.43	25,553.79	23,492.89	23,798.01


Notes:-

- The above results have been reviewed by the audit committee and thereafter approved by the Board of Directors at their meeting held on November 7, 2015. The statutory auditors have carried out limited review of standalone results only.
- The promoters of Phoenix Lamps Limited have been changed upon acquisition of 51% stake by Suprajit Engineering Limited on June 18, 2015 and subsequently 0.05% through Open Offer. Consequent to this acquisition, Phoenix Lamps Limited has become subsidiary of Suprajit Engineering Limited. The promoters have further acquired 10.88% stake in Phoenix Lamps Limited on October 9, 2015 pursuant to share purchase agreement dated May 6, 2015.
- The Company is operating in only one segment i.e. manufacture & sale of Auto Lamps.
- The figures have been regrouped/ re-arranged wherever considered necessary to conform to current period classification .

Place: NOIDA
Date: November 7, 2015

FOR PHOENIX LAMPS LIMITED


K. Anil Kumar Rai
CHAIRMAN
(DIN: 01160327)



Limited Review Report**Review Report to
The Board of Directors
Phoenix Lamps Limited**

1. We have reviewed the unaudited standalone financial results included in the accompanying statement of unaudited financial results of Phoenix lamps Limited ('the Company') for the quarter ended September 30, 2015 (the "Statement"), except for the disclosures regarding 'Public Shareholding' and 'Promoter and Promoter Group Shareholding' which have been traced from disclosures made by the management and have not been reviewed by us. This Statement is the responsibility of the Company's management and has been approved by the Board of Directors. Our responsibility is to issue a report on the Statement based on our review.
2. We conducted our review in accordance with the Standard on Review Engagements (SRE) 2410, Review of Interim Financial Information Performed by the Independent Auditor of the Entity issued by the Institute of Chartered Accountants of India. This standard requires that we plan and perform the review to obtain moderate assurance as to whether the Statement is free of material misstatement. A review is limited primarily to inquiries of company personnel and analytical procedures applied to financial data and thus provides less assurance than an audit. We have not performed an audit and accordingly, we do not express an audit opinion.
3. We have not reviewed the accompanying consolidated financial results for the period ended September 30, 2015 and accordingly, we do not express any opinion on the said consolidated financial results.
4. Based on our review conducted as above, nothing has come to our attention that causes us to believe that the accompanying Statement of unaudited standalone financial results prepared in accordance with recognition and measurement principles laid down in Accounting Standard 25 "Interim Financial Reporting", specified under Section 133 of the Companies Act, 2013, read with rule 7 of the Companies (Accounts) Rules, 2014 and other recognised accounting practices and policies has not disclosed the information required to be disclosed in terms of Clause 41 of the Listing Agreement including the manner in which it is to be disclosed, or that it contains any material misstatement.
5. Without qualifying our conclusion, we draw attention to the fact that the Company has made requisite applications to the Central Government seeking approval for the remuneration aggregating to Rs.86.34 lacs relating to an earlier year paid/ payable to the erstwhile Managing Director in excess of the limits prescribed under the Companies Act / approval earlier obtained from Central Government and for which approval is awaited. Pending approval of the same, no adjustments have been made in these financial results.

For S.R. Batliboi & Co. LLP
Chartered Accountants
ICAI Firm registration number: 301003E



per Anil Gupta
Partner
Membership No.: 87921

Place: Gurgaon
Date: November 7, 2015

