



Introductory sub-table (I)(a)			
Name of the Company: Phoenix Lamps Limited			
Scrip Code, Name of the scrip, class of security: 517296, PHOENIXLL, Equity			
Quarter ended: March 31, 2015			
Partly paid-up shares:-	No. of partly paid-up shares	As a % of total no. of partly paid-up shares	As a % of total no. of shares of the company
Held by promoter/promoter group		0	0
Held by public		0	0
Total	0	0	0
Outstanding convertible securities:-	No. of outstanding securities	As a % of total no. of outstanding convertible securities	As a % of total no. of shares of the company, assuming full conversion of the convertible securities
Held by promoter/promoter group		0	0
Held by public		0	0
Total	0	0	0
Warrants:-	No. of warrants	As a % of total no. of warrants	As a % of total no. of shares of the company, assuming full conversion of warrants
Held by promoter/promoter group		0	0
Held by public		0	0
Total	0	0	0
Total paid-up capital of the company, assuming full conversion of warrants and convertible securities		28019300	

Arungfa




Statement Showing Shareholding Pattern

		Table (I)(a)						
Category code	Category of Shareholder	Number of Shareholders	Total number of shares	Number of shares held in dematerialized form	Total shareholding as a percentage of total number of shares		Shares Pledged or otherwise encumbered	
					As a percentage of (A+B) ¹	As a percentage of (A+B+C)	Number of shares	As a percentage
(I)	(II)	(III)	(IV)	(V)	(VI)	(VII)	(VIII)	(IX)= (VIII)/(IV)*100
(A)	Shareholding of Promoter and Promoter Group²							
1	Indian							
(a)	Individuals/ Hindu Undivided Family	0	0	0	0.00	0.00		0.00
(b)	Central Government/ State Government(s)	0	0	0	0.00	0.00		0.00
(c)	Bodies Corporate	0	0	0	0.00	0.00		0.00
(d)	Financial Institutions/ Banks	0	0	0	0.00	0.00		0.00
(e)	Any Others(Specify)	0	0	0	0.00	0.00		0.00
(e-i)					0.00	0.00		0.00
(e-ii)					0.00	0.00		0.00
					0.00	0.00		0.00




	Sub Total(A)(1)		0	0	0	0.00	0.00	0	0.00
2	Foreign								
a	Individuals (Non-Residents Individuals/ Foreign Individuals)		0	0	0	0.00	0.00		0.00
b	Bodies Corporate		2	17337155	17337155	61.88	61.88		0.00
c	Institutions		0	0	0	0.00	0.00		0.00
d	Qualified Foreign Investor		0	0	0	0.00	0.00		0.00
e	Any Others(Specify)		0	0	0	0.00	0.00		0.00
e-i						0.00	0.00		0.00
e-ii									
	Sub Total(A)(2)		2	17337155	17337155	61.88	61.88	0	0.00
	Total Shareholding of Promoter and		2	17337155	17337155	61.88	61.88	0	0.00
(B)	Public shareholding								
1	Institutions								
(a)	Mutual Funds/ UTI		7	4200	0	0.01	0.01		
(b)	Financial Institutions / Banks		4	17463	17463	0.06	0.06	10229	
(c)	Central Government/ State Government(s)		0	0	0	0.00	0.00		
(d)	Venture Capital Funds		0	0	0	0.00	0.00		
(e)	Insurance Companies		0	0	0	0.00	0.00		
(f)	Foreign Institutional Investors		3	615566	615566	2.20	2.20		
(g)	Foreign Venture Capital Investors		0	0	0	0.00	0.00		
(h)	Qualified Foreign Investor		0	0	0	0.00	0.00		
(i)	Any Other (specify)		0	0	0	0.00	0.00		
(i-ii)						0.00	0.00		
(i-ii)									





[Handwritten signature]

	Sub-Total (B)(1)	14	637229	633029	2.27	2.27		
B 2	Non-institutions							
(a)	Bodies Corporate	498	1574566	1550166	5.62	5.62	123261	
(b)	Individuals				0.00	0.00		
I	Individuals -i. Individual shareholders holding nominal share capital up to Rs 1 lakh	23153	5981700	4471066	21.35	21.35	72500	
II	ii. Individual shareholders holding nominal share capital in excess of Rs. 1 lakh.	69	1758995	1725795	6.28	6.28		
(c)	Qualified Foreign Investor	0	0	0	0.00	0.00		
(d)	Any Other (specify)	0	0	0	0.00	0.00		
(d-i)	Non Resident Indian	227	729655	729655	2.60	2.60		
(d-ii)								
	Sub-Total (B)(2)	23947	10044916	8476682	35.85	35.85	205990	2.05
(B)	Total Public Shareholding (B)= (B)(1)+(B)(2)	23961	10682145	9109711	38.12	38.12	205990	
	TOTAL (A)+(B)	23963	28019300	26446866	100.00	100.00	205990	0.74
(C)	Shares held by Custodians and against which Depository Receipts have been issued							
1	Promoter and Promoter Group	0	0	0		0.00		0.00
2	Public	0	0	0		0.00		0.00
	Sub-Total (C)	0	0	0		0	0	
	GRAND TOTAL (A)+(B)+(C)	23963	28019300	26446866		100.00	205990	0.74



[Handwritten signature]


Sr.No	Notes
1	
2	
3	
4	
5	
6	
7	
8	
9	



(I)(b) Statement showing holding of securities (including shares, warrants, convertible securities) of persons belonging to the category "Promoter and Promoter Group"


Sr. No.	Name of the shareholder	Details of Shares held		Encumbered shares (*)			Details of warrants		Details of convertible securities		Total shares (including underlying shares assuming full conversion of warrants and convertible securities) as a % of diluted share capital
		Number of shares held	As a % of grand total (A)+(B)+(C)	No.	As a percentage	As a % of grand total (A)+(B)+(C) of sub-clause (I)(a)	Number of warrants held	As a % total number of warrants of the same class	Number of convertible securities held	As a % total number of convertible securities of the same class	
(I)	(II)	(III)	(IV)	(V)	(VI)=(V)/(II I)*100	(VII)	(VIII)	(IX)	(X)	(XI)	(XII)
1	Argon India Limited	13871344	49.51		0.00	0.00		0		0	
2	Agon South Asia Limited	3465811	12.37		0.00	0.00		0.00		0.00	
3			0.00		0.00	0.00		0.00		0.00	
4			0.00		0.00	0.00		0.00		0.00	
5			0.00		0.00	0.00		0.00		0.00	
6			0.00		0.00	0.00		0.00		0.00	
7			0.00		0.00	0.00		0.00		0.00	
8			0.00		0.00	0.00		0.00		0.00	
9			0.00		0.00	0.00		0.00		0.00	
10			0.00		0.00	0.00		0.00		0.00	
11			0.00		0.00	0.00		0.00		0.00	
TOTAL.		17337155	61.88	0	0.00	0.00	0	0.00	0	0.00	0

(*) The term "encumbrance" has the same meaning as assigned to it in regulation 28(3) of the SAST Regulations, 2011




(I)(c)(ii) Statement showing holding of securities (including shares, warrants, convertible securities) of persons (together with PAC) belonging to the category "Public" and holding more than 5% of the total number of shares of the company

Sr. No.	Name(s) of the shareholder(s) and the Persons Acting in Concert (PAC) with them	Number of shares	Shares as a percentage of total number of shares {i.e., Grand Total (A)+(B)+(C) indicated in Statement at para (I)(a) above}	Details of warrants		Details of convertible securities		Total shares (including underlying shares assuming full conversion of warrants and convertible securities) as a % of diluted share capital
				Number of warrants	As a % total number of warrants of the same class	Number of convertible securities held	% w.r.t total number of convertible securities of the same class	
1	NIL	0	0.00	0	0	0	0	
2		0	0.00	0	0	0	0	
3		0	0.00	0	0	0	0	
4		0	0.00	0	0	0	0	
5		0	0.00	0	0	0	0	
6		0	0.00	0	0	0	0	
7		0	0.00	0	0	0	0	
8		0	0.00	0	0	0	0	
9		0	0.00	0	0	0	0	
10		0	0.00	0	0	0	0	
TOTAL		0	0.00	0	0	0	0	0



(I)(d) Statement showing details of locked-in shares

Sr. No.	Name of the shareholder	Number of locked-in shares	Locked-in shares as a percentage of total number of shares (i.e., Grand Total (A)+(B)+(C) indicated in Statement at para (I)(a) above}
1	NIL	0	0.00
2			0.00
3			0.00
4			0.00
5			0.00
6			0.00
7			0.00
8			0.00
9			0.00
TOTAL		0	0.00



(II)(a) Statement showing details of Depository Receipts (DRs)

Sr. No.	Type of outstanding DR (ADRs, GDRs, SDRs, etc.)	Number of outstanding DRs	Number of shares underlying outstanding DRs	Shares underlying outstanding DRs as a percentage of total number of shares [i.e., Grand Total (A)+(B)+(C) indicated in Statement at para (I)(a) above]
1	NIL	0	0	0.00
2				0.00
3				0.00
4				0.00
5				0.00
6				0.00
7				0.00
8				0.00
9				0.00
TOTAL		0.00	0.00	0.00

